

# LED Headlight - Model 8631 Evolution

## PRODUCT INFORMATION

<b>Description</b>	12-24V DOT/ECE LED RHT High & Low Beam Headlight with Turn Signal, FP & DRL
<b>Height</b>	142.24 mm / 5.6 in
<b>Width</b>	142.24 mm / 5.6 in
<b>Depth</b>	86.36 mm / 3.4 in
<b>Shape</b>	Round
<b>Outer Lens Material</b>	Hardcoated Polycarbonate
<b>Outer Lens Color</b>	Clear
<b>Housing Material</b>	Aluminum
<b>Housing Color</b>	Black
<b>Mounting Type</b>	Panel
<b>Retrofits</b>	PAR 46
<b>Minimum Operating Temperature</b>	-34 °C / -29.2 °F
<b>Maximum Operating Temperature</b>	49 °C / 120.2 °F
<b>Connector or Wiring</b>	Integral Connector in Housing simulating Delphi 12124107,
<b>Mating Connector</b>	Delphi 12052848
<b>Product Weight</b>	1.86 lbs / 0.84 kgs
<b>Shipping Weight</b>	3.10 lbs / 1.41 kgs



# MS FOSTER

SERVING THE TRANSPORTATION INDUSTRY

1040 Highway 212  
Michigan City, IN 46360

OFFICE 219.879.9225  
TOLL FREE 888.452.4053  
FAX 219.879.9313

sales@msfoster.com  
www.msfoster.com

# LED Headlight - Model 8631 Evolution

## PRODUCT DIMENSIONS



## ELECTRICAL SPECIFICATIONS

<b>Input Voltage</b>	12-24V DC
<b>Operating Voltage</b>	10-32V DC
<b>White Wire</b>	High Beam
<b>Yellow Wire</b>	Low Beam
<b>Black Wire</b>	Ground
<b>Red Wire</b>	Front Position
<b>Purple Wire</b>	DRL
<b>Orange / White Wire</b>	Front Turn
<b>Current Draw</b>	2.20A @ 12V DC (Low Beam)
	1.10A @ 24V DC (Low Beam)
	3.50A @ 12V DC (High Beam)
	1.70A @ 24V DC (High Beam)
	1.10A @ 12V DC (DRL)
	0.70A @ 24V DC (DRL)
	0.05A @ 12V DC (Front Position)
	0.05A @ 24V DC (Front Position)
	1.40A @ 12V DC (Front Turn)
	0.70A @ 24V DC (Front Turn)



# MS FOSTER

SERVING THE TRANSPORTATION INDUSTRY

1040 Highway 212  
Michigan City, IN 46360

OFFICE 219.879.9225  
TOLL FREE 888.452.4053  
FAX 219.879.9313

sales@msfoster.com  
www.msfoster.com

# LED Headlight - Model 8631 Evolution


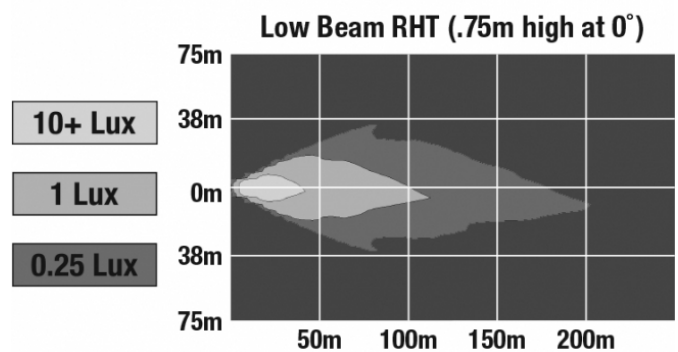
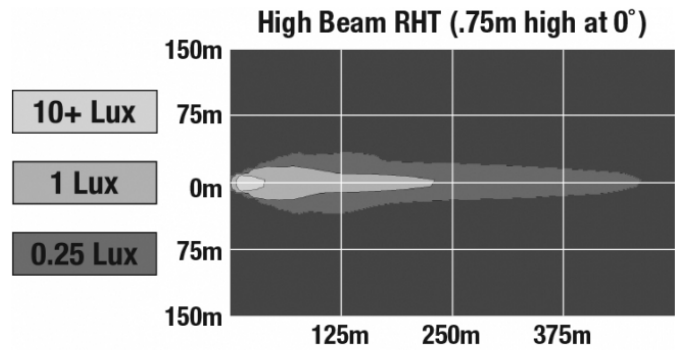
## REGULATORY STANDARDS COMPLIANCE



Buy America Standards	ECE Reg 112
ECE Reg 6	ECE Reg 7
ECE Reg 87	Eco Friendly
FMVSS 108 s10.1 (Table XIX)	FMVSS 108 s10.1 (Table XVIII)
FMVSS 108 s7.1 (Table VI)	FMVSS 108 s7.4 (Table X)
IEC IP67	SAE J1395
SAE J2087	SAE J222

## PHOTOMETRIC SPECIFICATIONS

<b>Raw Lumen Output</b>	2,925 (High Beam); 2,025 (Low Beam)
<b>Effective Lumen Output</b>	1,000 (High Beam); 630 (Low Beam)
<b>Nominal LED Color Temperature</b>	5000 K
<b>Beam Pattern(s)</b>	Forward Lighting - Daytime Running Light Forward Lighting - High Beam (DOT/ECE) Forward Lighting - Low Beam (DOT) Forward Lighting - Low Beam (ECE Right Hand) Signalization - Front Position Signalization - Turn (Front)



# MS FOSTER

SERVING THE TRANSPORTATION INDUSTRY

1040 Highway 212  
Michigan City, IN 46360

OFFICE 219.879.9225  
TOLL FREE 888.452.4053  
FAX 219.879.9313

sales@msfoster.com  
www.msfoster.com

# LED Headlight - Model 8631 Evolution

## APPLICATIONS



## ACCESSORIES



**Part Number**  
**3157751**

Double Ring Kit  
Mounting Assembly for  
LED Headlight Model  
8630



**Part Number**  
**8200001**

Single Ring Kit  
Mounting Assembly for  
LED Headlight Model  
8630

## RELATED PRODUCTS



**Part Number**  
**0551641**

12-24V ECE LED LHT  
High & Low Beam  
Headlight with Turn  
Signal, FP & DRL



# MS FOSTER

SERVING THE TRANSPORTATION INDUSTRY

1040 Highway 212  
Michigan City, IN 46360

OFFICE 219.879.9225  
TOLL FREE 888.452.4053  
FAX 219.879.9313

sales@msfoster.com  
www.msfooster.com